



SOLVING PROBLEMS

CREATING VALUE

Serving Marine & Industry for over 30 years

**Don't
leave your
connections
unprotected!**



**200 Series
Insulators**



**Lug & Ring
Insulators**



**Battery Terminal
Insulators**



**L - Post
Insulators**



**Adapter Terminal
Insulators**



**Specialty
Insulators**

VTE carries a large line of Electro-Mechanical Devices

Terminal Busbars



Connection Devices



Fuses & Fuse Holders



www.vteworld.com

1.800.527.9256

info@vteworld.com

RevD



5437 Robinson Rd.
Pellston, MI 49769
www.vteworld.com

Toll-Free: 1.800.527.9256
Phone: 1.231.539.8000
Fax: 1.231.344.5914



What's New

✓ 484 Dual Right Angle Terminal

- Protect 2 right angle terminals
- Accept up to 4/0ga cables



pg 13

✓ 690 Series Right Angle Insulator

- Protect medium duty right angle terminals
- 8ga - 4/0ga cable entry
- 6 terminal size options



pg 7

✓ 960 Series Right Angle Insulator

- Protect heavy duty right angle terminals
- 8ga - 4/0ga cable entry
- 7 terminal size options



pg 7

✓ 775 Series Heavy Duty Power Post

- Connect and secure wires
- Available in 10mm, 12mm, 1/2"



pg 20

Founded in 1982 and incorporated in 1992, VTE Inc. has been supplying marine and industrial markets with safe and effective terminal insulators for over 30 years. Our philosophy is to provide customers with insulation solutions that are robust, inexpensive and simple.

VTE Inc. has also developed electro-mechanical devices such as terminal busbars, power distribution posts, current passing bushings and fuse holders.

Contact one of our helpful support staff to assist you with orders, customer support or engineering inquiries.

We're here to serve you!

Accounts Manager / Purchasing

Samantha Gorney samantha.gorney@vteworld.com

Warehouse Support / Accounts

Jennifer Loomis jennifer.loomis@vteworld.com

Production Manager / Shipping

Denise Chanda denise.chanda@vteworld.com

Engineering Support

Patrick Kondratko patrick.kondratko@vteworld.com

Look through our catalog, browse through our website or give us a call to see how our product line can create a solution to fit your needs.

W. R. (Ralph) VanTielan
President VTE, Inc.

Terminal Insulators

200 Series	pg 4
Lug & Ring	pg 6
Battery	pg 8
L-Post	pg 11
Adapter	pg 12
Specialty	pg 14

Busbars

10 Point, 12 Point, Tab-Type	pg 18
3 Point, Large 4 Point, Dual 4 Point	pg 19

Connection Devices

Power Distribution Posts (large & small)	pg 20
Power Bushings, Copper Core Power Bushings	pg 21
Brass Core Jumper Bshng, Aux Pwr Connector	pg 22
Pass Thru Power Post	pg 23

Battery Terminals

Wing Nut Marine, Stamped, Heavy Duty	pg 23
--------------------------------------	-------


Fuses & Fuse Holders

Plug-in Fuses & Holders	pg 25
Medium & High Amp Fuses & Holders	pg 26

Terminal Insulators

When you think terminal insulators, think *VTE Inc.*

At VTE, Inc., terminal insulators are the foundation of our business. When the company was founded, our vision was clear: manufacturing molded terminal insulators, of high quality, at a reasonable price. We have been designing, developing and manufacturing terminal insulators for over 30 years.



Through the years, we have extended our reach into all areas of marine, industrial and commercial markets. We've worked with clients to develop new and exciting products, to fill the needs of these clients, and the needs of entire markets. But these growth areas haven't changed our outlook: create great product, at a great price.

VTE has been able to keep current with industry standards, making our products the smart choice for developers of standards-compliant products.

Our PVCs meet various UL standards, and are RoHS2 and REACH Compliant.



Industry Standards

Industry standards state that each ungrounded terminal or stud that is continuously energized must have a boot, nipple, cap, cover, or shield that prevents accidental short-circuiting at the terminals or studs. VTE terminal insulators are a safe and cost-effective way to adhere to these standards. See page 27 for a more detailed list of the standards that we meet.

Product Materials

VTE manufactures our products in various materials, to comply with different industry standards, and to meet different pricing objectives. Not all insulators are available in all materials. Please contact VTE for material options.

Material Type	Description	U.L. 94 Flame Class	Brittleness Degrees C	Service Temp Degrees C	Tensile Strength PSI	Elongation %
V	Vinyl (Standard)	V-2	-36	105	1300	400
F	Vinyl (FR-Material)	V-0	N/A	90	1632	383
T	Thermoplastic Rubber	HB	-60	90	1020	450



Color

VTE manufactures product in (4) colors. Not all insulators are available in all colors. Please contact VTE for color options.

Standard Colors:

02 - Red

05 - Yellow

09 - Blue

14 - Black

200 Series Lug & Ring Terminal Caps

VTE 200 Series terminal insulators are designed to protect ring and lug terminals. They are available in sizes from 12 mm up to 34 mm. They are manufactured from PVC, which has a 105°C temperature rating.

TOD = Terminal Outside Diameter



212 Series
12 mm TOD
18 - 2 ga cable




214 Series
14 mm TOD
18 - 2 ga cable



216 Series
16 mm TOD
18 - 2 ga cable



218 Series
18 mm TOD
18 - 2 ga cable



220 Series
20 mm TOD
18 - 2/0 ga cable



222 Series
22 mm TOD
18 - 2/0 ga cable



224 Series
24 mm TOD
18 - 2/0 ga cable



226 Series
26 mm TOD
18 - 2/0 ga cable

The 200 Series terminal insulators work with stud and eyelet terminals.

This series can have an extended length for longer terminals, and can be manufactured in (14) colors.

The 200 Series is commonly used on inverters, starters, windlasses, chargers, and other high energy connections.



228 Series
28 mm TOD
18 - 2/0 ga cable



230 Series
30 mm TOD
18 - 2/0 ga cable



232 Series
32 mm TOD
18 - 4/0 ga cable



234 Series
34 mm TOD
18 - 4/0 ga cable

Notes

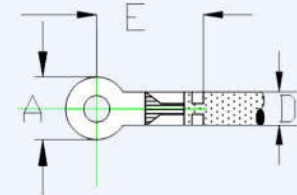
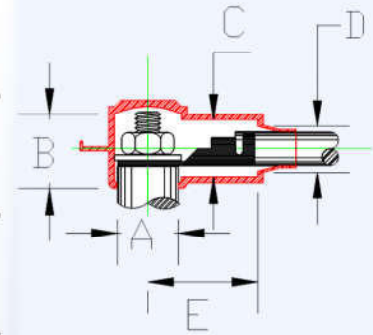
200 Series Lug & Ring Terminal Caps

Part Dimensions / Ordering Information



Dimensions

Base Part Number	A Terminal O.D. (in/mm)	B Post Height (in/mm)	C Ins. Grip Diameter (in/mm)	D Cable Entry Options (See Chart)	E Terminal Length (in/mm)	Nominal Material Thickness (in/mm)
212N	.48 / 12	.70 / 17.8	.5 / 12.7	1, 2	1.0 / 25.4	.06 / 1.5
212E	.48 / 12	.70 / 17.8	.5 / 12.7	1, 2	1.25 / 31.8	.06 / 1.5
214N	.55 / 14	.75 / 19.1	.5 / 12.7	1, 2	1.0 / 25.4	.06 / 1.5
214E	.55 / 14	.75 / 19.1	.5 / 12.7	1, 2	1.25 / 31.8	.06 / 1.5
216N	.65 / 16	.80 / 20.3	.5 / 12.7	1, 2	1.0 / 25.4	.06 / 1.5
216E	.65 / 16	.80 / 20.3	.5 / 12.7	1, 2	1.25 / 31.8	.06 / 1.5
218N	.73 / 18	.87 / 22.1	.5 / 12.7	1, 2	1.0 / 25.4	.06 / 1.5
218E	.73 / 18	.87 / 22.1	.5 / 12.7	1, 2	1.25 / 31.8	.06 / 1.5
220N	.81 / 20	.95 / 24.1	.7 / 17.8	1, 2, 3	1.32 / 33.5	.07 / 1.8
220E	.81 / 20	.95 / 24.1	.7 / 17.8	1, 2, 3	1.75 / 44.5	.07 / 1.8
222N	.87 / 22	1.05 / 26.7	.7 / 17.8	1, 2, 3	1.32 / 33.5	.07 / 1.8
222E	.87 / 22	1.05 / 26.7	.7 / 17.8	1, 2, 3	1.75 / 44.5	.07 / 1.8
224N	.95 / 24	1.13 / 28.7	.7 / 17.8	1, 2, 3	1.62 / 41.2	.08 / 2.0
224E	.95 / 24	1.13 / 28.7	.7 / 17.8	1, 2, 3	2.06 / 52.3	.08 / 2.0
226N	1.03 / 26	1.25 / 31.8	.7 / 17.8	1, 2, 3	1.62 / 41.2	.08 / 2.0
226E	1.03 / 26	1.25 / 31.8	.7 / 17.8	1, 2, 3	2.06 / 52.3	.08 / 2.0
228N	1.11 / 28	1.32 / 33.5	.75 / 19.1	1, 2, 3	1.75 / 44.5	.09 / 2.3
228E	1.11 / 28	1.32 / 33.5	.75 / 19.1	1, 2, 3	2.25 / 57.2	.09 / 2.3
230N	1.20 / 30	1.40 / 35.6	.75 / 19.1	1, 2, 3	1.75 / 44.5	.09 / 2.3
230E	1.20 / 30	1.40 / 35.6	.75 / 19.1	1, 2, 3	2.25 / 57.2	.09 / 2.3
232N	1.28 / 32	1.50 / 38.1	.9 / 22.9	1, 2, 3, 4	1.75 / 44.5	.10 / 2.5
232E	1.28 / 32	1.50 / 38.1	.9 / 22.9	1, 2, 3, 4	2.38 / 60.5	.10 / 2.5
234N	1.37 / 34	1.60 / 40.6	.9 / 22.9	1, 2, 3, 4	2.0 / 50.8	.10 / 2.5
234E	1.37 / 34	1.60 / 40.6	.9 / 22.9	1, 2, 3, 4	2.63 / 66.8	.10 / 2.5



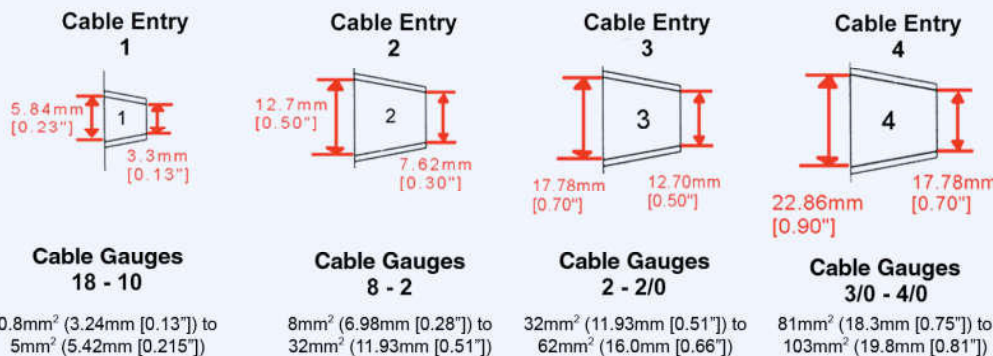
For use with stud-type terminal posts

Finding the correct insulator

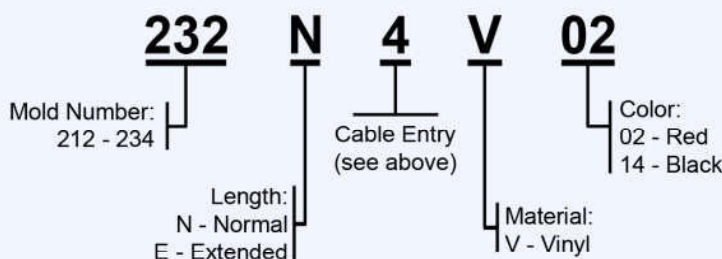
1. Determine your terminal's outside diameter (A above)
2. Determine your terminal's post height (B above)
3. Determine your terminal's cable entry (D above)

Match your terminal's measurements against the table above to find the correct insulator for your application.

Call VTE Inc. for more information on finding the correct insulator for your needs.



Sample 8 Digit Part Number



Lug & Ring Terminal Insulators

A more comprehensive line of insulators, offering a wider variety of lug and ring protection. Our lug and ring insulators can be used with starters, generators, alternators, solenoids, and other devices.



258 Series



- Protect large terminal connections from shorts
- Terminal Outside Dia: 2.3" / 58.7mm
- Post Height: 2.0" / 50.8mm
- Inside Grip Diameter: .65" / 16.6mm
- Can accept multiple cables, up to 1/0 ga each

Part #	Cable Entry Size
258N9	Oval, up to 4/0



216T Series



- Snap-on insulator, can be removed without cable
- Terminal Outside Dia: .64" / 16.3mm
- Post Height: .74" / 18.8mm

Part #	Cable Entry Size
216T8	.27" / 6.9mm



400 Series



- Terminal Outside Dia: .6" / 15.2mm
- Post Height: .88" / 22.4mm
- Inside Grip Dia: .44" / 11.2mm
- Terminal Length: 1.19" / 30.3mm

Part #	Cable Entry Size
400N7	.31" / 7.9mm
400N9	.44" / 11.2mm
400E4	.18" / 4.6mm



405 Series



- Terminal Outside Dia: 1.0" / 25.4mm
- Post Height: .98" / 24.8mm
- Inside Grip Diameter: .50" / 12.7mm

Part #	Cable Entry Size
405N1	.13" / 3.3 mm
405N2	.30" / 7.6mm
405N9	.50" / 12.7mm



406 Series

406N3	.16" / 4.1mm
406N9	.75" / 19mm



470 Series



- Terminal Outside Dia: .85" / 21.6mm
- Post Height: 1.06" / 26.9mm
- Inside Grip Diameter: .63" / 15.9mm
- Terminal Length: 1.81" / 46.0mm

Part #	Cable Entry Size
470N9	.63" / 15.9mm



485 Series



- Terminal Outside Dia: .52" / 12.9mm
- Post Height: .45" / 11.4mm
- Inside Grip Diameter: .25" / 6.4mm
- Cable Entry: .25" / 6.4mm

Part #	Cable Entry Size
485N9	.25" / 6.4mm



487 Series



- Terminal Outside Dia: 1.26" / 32mm
- Post Height: .98" / 24.9mm
- Inside Grip Dia: 1.0" / 25.4mm
- Available in 5 cable entries

Part #	Cable Entry Size
487N6	.5" / 12.7mm
487N7	.6" / 15.2mm
487N8	.65" / 16.5mm
487N9	.75" / 19mm
488N9	.87" / 22.1mm



488 Series

Lug & Ring Terminal Insulators

Continuation of our lug & ring terminal insulators



490 Series



- Used for angled connections
- Terminal Outside Dia: .75" / 19.1mm
- Post Height: 1.07" / 27.2mm
- Inside Grip Dia: .50" / 12.7mm

Part #	Cable Entry Size
490N9	.5" / 12.7mm



510 Series



- Terminal Outside Dia: .5" / 12.7mm
- Post Height: .8" / 20.3mm
- Inside Grip Diameter: 6.4 - 11.6mm
- Additional lead times may apply

Part #	Cable Entry Size
510N9	.25" / 6.4mm



600 Series



- Terminal Outside Dia: 1.57" / 40mm
- Post Height: 1.62" / 41.1mm
- Inside Grip Dia: .65" / 16.6mm
- Available in 7 cable entries

Part #	Cable Entry Size
600N1	(1) .31" / 7.9mm
600N2	(2) .31" / 7.9mm
600N3	(1) .5" / 12.7mm
600N4	(2) .5" / 12.7mm
600N5	(1) .62" / 15.8mm
600N6	(2) .62" / 15.8mm
600N7	Oval up to 4/0 ga



690 Series



- Protect medium duty right angle terminals
- Accept 8ga - 4/0ga cables

Part #	Cable Entry	Terminal Footprint
691N9	.16" / 3.9mm	.78 x 1.13" / 19.7 x 28.7mm
692N9	.24" / 6.2mm	.77 x 1.08" / 19.6 x 27.4mm
693N9	.27" / 6.9mm	.82 x 1.14" / 20.8 x 28.8mm
694N9	.29" / 7.4mm	.84 x 1.19" / 21.3 x 30.2mm
695N9	.32" / 8.2mm	.92 x 1.26" / 23.4 x 32mm
696N9	.35" / 8.9mm	1.02 x 1.22" / 25.9 x 31mm



800 Series



- Terminal Outside Dia: .73" / 18.5mm
- Post Height: 1.03" / 26.2mm
- Inside Grip Dia: .42" / 10.7mm
- Additional lead times may apply

Part #	Cable Entry Size
800N4	.17" / 4.3mm
800N5	.21" / 5.3mm
800N8	.31" / 7.9mm
800N9	.50" / 12.7mm



801 Series



- Terminal Outside Dia: .75" / 19.1mm
- Post Height: 1.03" / 26.2mm
- Inside Grip Dia: .37" / 9.4mm
- Cable Entry: .31" / 7.9mm

Part #	Cable Entry Size
801N8	.31" / 7.9mm



960 Series



- Protect heavy duty right angle terminals
- Accept 8ga - 4/0ga cables

Part #	Cable Entry	Terminal Footprint
962N9	.21" / 5.3mm	.77 x 1.10" / 19.4 x 30.0mm
963N9	.24" / 6.0mm	.75 x 1.35" / 19.1 x 34.2mm
964N9	.33" / 8.5mm	.81 x 1.36" / 20.6 x 34.6mm
965N9	.36" / 9.2mm	.90 x 1.49" / 22.9 x 37.8mm
966N9	.35" / 9.0mm	.97 x 1.50" / 24.5 x 38.2mm
967N9	.44" / 11.1mm	1.08 x 1.51" / 27.5 x 38.2mm
968N9	.44" / 11.1mm	1.16 x 1.60" / 29.5 x 40.5mm

Battery Terminal Insulators

VTE manufactures a complete line of battery terminal insulators. These insulators are designed for use in marine, commercial, industrial and automotive fields. Our battery terminal insulators are available in various materials and colors.



409 Series



- Protect stamped or wrapped battery terminals
- Available in 2 cable entries
- Post Height: .83" / 21.0mm
- Cable Entry : 8 ga -1/0 ga

Part #	Cable Entry Size
409N2	.29" / 7.2mm
409N3	.50" / 12.7mm



415 Series



- Protect tapered style battery posts
- Post Height: .74" / 18.8mm
- Cable Entry: 1/0 ga - 2/0 ga
- Available in 4 entry sizes

Part #	Cable Entry Size
415N6	.37" / 9.4mm
415N7	.44" / 11.2mm
415N8	.50" / 12.7mm
415N9	.625" / 15.9mm



416 Series



- Protect tapered style battery posts
- Post Height: .76" / 19.3mm
- Inside Grip: .63" / 16.0mm

Part #	Cable Entry Size
416N9	.63" / 16.0mm



417 Series



- Snap-on Insulator, can be removed without cable
- Post Height: .91" / 23.1mm
- Inside Grip Diameter: .50" / 12.7mm
- Cable Entry: 1 - 1/0 ga

Part #	Cable Entry Size
417N9	.50" / 12.7mm



430 Series



- Protect tapered style battery posts
- Post Height: .83" / 21.1mm
- Inside Grip Diameter: .56" / 14.2mm
- Cable Entry: 2/0, 3/0 ga

Part #	Cable Entry Size
430N7	.56" / 14.2mm
430N8	.68" / 17.3mm



455 Series



- Insulator for dual post battery
- Insulator snaps onto cable, and can be fastened with zip-tie
- Can accept multiple cables, of different sizes

Part #	Cable Entry Size
455N4	.4" / 10mm
455N6	.5" / 12.7mm
455N8	.75" / 19.1mm

Battery Terminal Insulators

Continuation of our battery terminal insulators



458 Series



- Insulator for dual post battery
- Attached cover can insulate post when not in use
- Often used with 226 Series Cap

Part #	Cable Entry Size
458N0	n/a



500 Series



- Protect angle battery terminals
- Left, right, and dual cable entry
- Available in two sizes
- Cable Entry:

Part #	Cable Entry Size
500L7	.5" / 12.7mm
500L9	.69" / 17.5mm
500R7	.5" / 12.7mm
500R9	.69" / 17.5mm
500D7	.5" / 12.7mm
500D9	.69" / 17.5mm



553 Series



- Protect side post battery connection
- Available in two sizes

Part #	Cable Entry Size
553X6	.59" / 15.0mm
553X9	.90" / 22.9mm



460 Series



- Protect marine battery, Exide 32
- Tabbed finger grip, for easy removal
- Available for positive and negative
- Allows for secondary battery connection

Part #	Cable Entry Size
460N9	n/a



462 Series



- Protect dual-post battery terminals
- Often used in marine industry
- Attached cap covers post when not in use

Part #	Cable Entry Size
462N0	n/a



466 Series



- Protect heavy duty battery terminal
- Inside Grip Dia: .42" / 10.7mm
- Cable Entry:

Part #	Cable Entry Size
466L1,R1	.13" / 3.3mm
466L2,R2	.30" / 7.6mm
466L3,R3	.50" / 12.7mm
466N9	Oval up to 4/0 ga



468 Series



- Protect heavy duty battery terminal
- Accepts Right, Left, and Dual Cable
- Snaps onto terminal & cable
- Accepts up to 4/0 ga cables

Part #	Cable Entry Size
468L9	.82" / 20.8mm
468R9	.82" / 20.8mm
468D9	.82" / 20.8mm

Battery Terminal Insulators

Continuation of our battery terminal insulators



730 Series



- Protect marine wing-nut terminals
- Top insulator swivels to accommodate different cable direction
- Several cable entries
- Top insulator offers single, dual, and multiple cable entry

Red	Black	Cable Entry
731N1V02	730N1V14	(1) .31" / 7.9mm
731N2V02	730N2V14	(2) .31" / 7.9mm
731N3V02	730N3V14	(1) .5" / 12.7mm
731N4V02	730N4V14	(2) .5" / 12.7mm
731N5V02	730N5V14	(1) .62" / 15.8mm
731N6V02	730N6V14	(2) .62" / 15.8mm
731N7V02	730N7V14	Oval up to 4/0 ga



843 Series



- Protect tapered battery post
- Left, right, & dual cable entry
- Post Height: .79" / 20.1mm

Part #	Cable Entry Size
843L8	.44" / 11.2mm
843L9	.50" / 12.7mm
843R8	.44" / 11.2mm
843R9	.50" / 12.7mm
843D8	.44" / 11.2mm
843D9	.50" / 12.7mm



900 Series



- Protect tapered battery post
- Left, right, & dual cable entry
- Cable entry ring can utilize zip-tie, securing insulator
- Cable entry: Up to 3/0 ga (4/0 ga when cut and ziptied)

Part #	Cable Entry Size
900L9	.63" / 16.0mm
900R9	.63" / 16.0mm
900D9	.63" / 16.0mm



975 Series



- Heavy duty cable series
- Cable entry accepts double cable
- Wide cable entry for large cable
- Cable Entry: Up to 4/0 ga

Part #	Cable Entry Size
975D8	.80" / 20.3mm



976 Series



- Heavy duty cable series
- Triple cable entry permits 3 cables
- Wide cable entry for large cable
- Cable entries can be blocked
- Cable Entry: Up to 4/0 ga

Part #	Cable Entry Size
976N8	.80" / 20.3mm

Notes

L-Post Terminal Insulators

This series of insulators is designed to protect L-Post terminals, or Flag terminals.



433 Series



- Protect L-Post battery terminals
- Available with left & right entry
- Cable entry: .44" / 11.2mm
- Post Height: 1.04" / 26.4mm

Part #	Cable Entry Size
433L5	.44" / 11.2mm
433R5	.44" / 11.2mm



436 Series



- Protect flat threaded battery posts
- Also protect low-profile L-Posts
- Insulator snaps onto cable
- Can be secured to cable with ziptie
- Available without shroud
- Post Height: .75" / 19.1mm

Part #	Cable Entry Size
436N4	.36" / 9.2mm
436N5	.48" / 12.2mm
436N7	.64" / 16.2mm
436S4	.35" / 9.0mm
436S5	.48" / 12.2mm



437 Series



- Protect L-Post battery terminals
- Insulator snaps onto cable
- Can be secured to cable with ziptie
- Available without shroud
- Post Height: 1.28" / 32.5mm

Part #	Cable Entry Size
437N4	.36" / 9.3mm
437N5	.46" / 11.4mm
437N7	.48" / 12.3mm
437S5	.40" / 10.0mm



439 Series



- Protect L-Post battery terminals
- Large design to fit various terminals
- Insulator snaps onto cable
- Can be secured to cable with ziptie
- Post Height: 1.28" / 32.5mm

Part #	Cable Entry Size
439N5	.38" / 9.6mm



444 Series



- Protect smaller L-Post terminals
- Available with left or right entry
- Post Height: 1.2" / 30.5mm

Part #	Cable Entry Size
444L6	.30" / 7.6mm
444R6	.30" / 7.6mm
444L8	.37" / 9.4mm
444R8	.37" / 9.4mm
444L9	.44" / 11.2mm
444R9	.44" / 11.2mm



799 Series



- Protect L-Post battery terminals
- Left, right & dual cable entry
- Post Height: 1.51" / 38.3mm
- Cable Entry: .25" / 6.4mm

Part #	Cable Entry Size
799L9	.25" / 6.4mm
799R9	.25" / 6.4mm
799D9	.25" / 6.4mm

Adapter Terminal Insulators

Adapter Terminal Insulators are designed to protect combination connections, where cables may be detached from the battery terminal.



419 Series



- Protect multiple cable terminals
- Insulator can slide back, to access cable connections
- Cable Entry: .53" / 13.8mm

Part #	Cable Entry Size
419N9	Open up to 1/0 ga



421 Series



- Protect offset battery terminals
- Use with negative terminal, usually left cable entry
- Insulator slides over terminal
- Cable Entry: .60" / 15.2mm

Part #	Cable Entry Size
421N9	.60" / 15.2mm



422 Series



- Protect offset battery terminals
- Use with positive terminal, usually right cable entry
- Insulator slides over terminal
- Cable Entry: .60" / 15.2mm

Part #	Cable Entry Size
422N9	.60" / 15.2mm



456 Series



- Protect marine battery terminals
- Works with bolt-on / wing-nut type battery terminals
- Accepts single or multiple cables

Part #	Cable Entry Size
456N9	Oval up to 4/0 ga



457 Series



- Protect marine battery terminals
- Works with bolt-on / wing-nut type battery terminals
- Single cable entry, in 3 sizes

Part #	Cable Entry Size
457N1	.11" / 2.8mm
457N2	.32" / 8.1mm
457N3	.55" / 14.0mm

Adapter Terminal Insulators

Continuation of our adapter terminal insulators.



451 Series



- Protect multiple cable terminals
- Insulator snaps onto cables and can be removed easily
- Cable Entry: .53" / 13.8mm

Part #	Cable Entry Size
451N9	Open up to 1/0 ga



453 Series



- Protect offset battery terminals
- Use with negative terminal, usually left cable entry
- Insulator snaps onto cable
- Cable Entry: .50" / 12.7mm

Part #	Cable Entry Size
453L9V14	Open up to 1/0 ga
453D9V14	Open up to 1/0 ga

'D' version allows cable to pass through insulator to next connection



454 Series



- Protect offset battery terminals
- Use with positive terminal, usually right cable entry
- Insulator snaps onto cable
- Cable Entry: .50" / 12.7mm

Part #	Cable Entry Size
454R9V02	Open up to 1/0 ga
454D9V02	Open up to 1/0 ga

'D' version allows cable to pass through insulator to next connection



476 Series



- Protect heavy duty battery terminals
- Waterproof insulator/cover kit
- Prevents electrical current flow when submerged in salt water
- Includes 479 Series disc:

Part #	Cable Entry Size
776N7	.42" / 10.7mm
776N8	.62" / 15.8mm
776N9	.82" / 20.8mm



484 Series



- Protect 2 right angle terminals from accidental shorts
- Available in regular V material and Thermoplastic Rubber (T)
- Very large cable entry accepts 4/0ga + sized cables

Part #	Cable Entry Size
484N9	4/0ga + (1.18" / 30mm)



Specialty Terminal Insulators

VTE manufactures various insulators, for distinct applications.



310 Series



- Grommet used to seal off cable entry holes
- Protect cables from sharp edges
- Fits Hole Diameter: 1" / 25.4mm
- Outer Diameter: 1.54" / 39.1mm
- Max Panel Thickness: .060" / 1.5mm

Part #	Cable Entry Size
310N4	.25" / 6.4mm
310N6	.28" / 7.1mm
310N7	.38" / 9.7mm
310N8	.40" / 10.2mm
310N9	.50" / 12.7mm



311 Series



- Grommet used to seal off cable entry holes
- Protect cables from sharp edges
- Fits Hole Diameter: 1.0" / 25.4mm
- Max Panel Thickness: .06" / 1.5mm

Part #	Cable Entry Size
311N9	.80" / 20.3mm



375 Series



- Protective covers for bulkhead connector
- Available in "L" or "T" shape
- Insulator snaps onto cable
- Accepts 2/0 - 4/0 ga cables

Part #	Cable Entry Size
375L5	.6" x 1.2" /
375T5	15.2mm x 30.5mm



464 Series



- Protect reset circuit breaker
- Removable side entries to customize application
- Top cover presses down onto circuit breaker posts

Part #	Cable Entry Size
464N0	.24" / 6.2mm



479 Series



- Protect connection points from accidental shorts
- Available with 2 hole sizes
- For use with 8 Point Power Posts
- For use with 480 Series 8D Kit
- For use with 476 battery insulator kit

Part #	Cable Entry Size
479A9	.63" / 16mm
479B9	.77" / 19.6mm
479N9	n/a

Specialty Terminal Insulators

Continuation of our specialty terminal insulators.



550 Series



- Covers engine sensors
- Generous height and downward wire exit
- Retainer lip keeps cover in place
- Wall Thickness: ~1mm
- Available in 2 cable entries

Part #	Cable Entry Size
550N6	.25" / 6.4mm
550N9	.38" / 9.5mm



560 Series



- Covers engine sensors
- Generous height and downward wire exit
- Retainer lip keeps cover in place
- Wall Thickness: ~2.8mm

Part #	Cable Entry Size
560N4	.25" / 6.4mm



621 Series



- Small straight sensor cover
- Molded in ring allows for greater strength
- Typically used with oil and water temperature sensors

Part #	Cable Entry Size
621N9	.25" / 6.4mm



725 Series



- Accepts terminals up to 24mm
- Tunnel cap allows for various cable entry sizes and shapes
- Insulator can be zip-tied to cable
- Maximum terminal OD: .94" / 24mm
- Maximum terminal height: .99" / 25.3mm

Part #	Cable Entry Size
224T9	Various Inserts



729 Series



- Accepts terminals up to 28mm
- Tunnel cap allows for various cable entry sizes and shapes
- Insulator can be zip-tied to cable
- Maximum terminal OD: 1.1" / 28mm
- Maximum terminal height: 1.2" / 30.7mm

Part #	Cable Entry Size
228T9	Various Inserts



735 Series



- Accepts terminals up to 34mm
- Tunnel cap allows for various cable entry sizes and shapes
- Insulator can be zip-tied to cable
- Maximum terminal OD: 1.52" / 34mm
- Maximum terminal height: 1.3" / 38.6mm

Part #	Cable Entry Size
234T9	Various Inserts



Specialty Terminal Insulators

VTE manufactures various insulators, for distinct applications.



795 Series



- Protect multiple cable connections from shorts
- Snap on top allows access to connection
- Single Entry Diameter: .7" / 17.8mm

Part #	Cable Entry Size
795	.7" / 17.8mm



830 Series



- Cover for 50 amp 2 pole battery charger connector
- Made from fire retardant PVC

Part #	Cable Entry Size
830N0	n/a



831 Series



- Cover for 175 amp 2 pole battery charger connector
- Made from fire retardant PVC

Part #	Cable Entry Size
831N0	n/a



832 Series



- Cover for 350 amp 2 pole battery charger connector
- Made from fire retardant PVC

Part #	Cable Entry Size
832N0	n/a



840 Series



- Small right angle sensor cover
- Typically used with oil or water temperature sensors
- Body opening: .81" / 20.6mm
- Cable Entry: .25" / 6.4mm

Part #	Cable Entry Size
840N9	.25" / 6.4mm



956 Series



- Protect connection points, or battery array connections
- Top lid allows for easy access to connection point
- Accepts up to 2/0 cables

Part #	Cable Entry Size
956D9	.7" / 17.8mm

Electro-Mechanical Devices

VTE Inc. is a company on the move.

Not being complacent to provide just terminal insulators, VTE has become pioneers in the field of improved electro-mechanical devices. These devices fill a void in our marketplace, by providing high quality, low cost solutions. These devices are designed and manufactured with effectiveness and compliance in mind, so our customers can rest assured that their products will meet applicable industry standards.



We started by developing a safe and effective way to pass electrical current through a barrier. These power bushings are rated up to 500 amps @ 12 vdc, and can easily secure multiple cables. They are available as weatherproof models, for use in water resistant enclosures.

We then started working with power distribution. We developed several power distribution posts, for single and multiple cables. We also developed a few devices for providing battery system access from outside a vehicle. These devices provide outside access to electrical systems, when getting to the battery system could be difficult or dangerous. More recently, we've developed a brass core jump start connector.



Next we focused on terminal busbar solutions. We brought out a 12 point busbar with cover, and then added a 10 point busbar, a dual 4 point terminal busbar, and more recently, a quick connect tab-type busbar and an updated large base 4 point busbar.



Even after this level of new market growth, we're still developing and adding new products. Our engineering and design staff are always developing new ways to create value for our customers. Although we've been able to present our current new product lines in this catalog, we urge you to visit our website, where you can find and research our newest, and our most up-to-date offerings.

Generally, our electro-mechanical products are rated for use up to 48 vdc. Other voltage ratings and current specifications are included with each item.

Blue-Dot



Technology

Where applicable, some of our products contain our Blue-Dot Technology. This technology indicates when a conductive fastener (nut) is utilized in place of a mechanical fastener. These conductive fasteners will carry current in a more efficient fashion, and must be kept in their factory installed location.

Failure to keep the conductive fastener in its factory installed location will result in degraded performance. Failure to keep the mechanical fastener in its factory installed location can result in premature device failure. Fasteners must be kept in the location installed by the factory.

Electrical Terminal Busbars

VTE's Terminal Busbars are used to distribute power to several locations. Each busbar has several connection points, some with different sizes. Our busbars can be used in a variety of applications.

771025N0N02



724N3P05



10 Point Terminal Busbar

- Multiple connection points, to accommodate various connections
- Secure way to consolidate ground systems
- Maximum Voltage: 48 VDC
- Maximum Amperage: 200 Amps @ 12 vdc
20 amps per connection point @ 12 vdc
- (2) 1/4" (~6mm) stainless terminal posts
- (10) connection points, #8-32 stainless steel screws
- Stainless steel hex nuts and washers
- Base material: 16% glass-filled nylon (red & black)
- Overall length: 6.0" (152.4mm) Mounting center: 5.19" (131.8mm)
- Optional cover available, to help comply with industry standards

7712N0N02



71225N02 Kit Kit includes
12 Point Busbar,
218 Series insulator, and cover

12 Point Terminal Busbar

- Multiple connection points, to accommodate various connections
- Secure way to consolidate ground systems
- Maximum Voltage: 48 VDC
- Maximum Amperage: 240 Amps @ 12 vdc
20 amps per connection point @ 12 vdc
- (1) 1/4" (~6mm) stainless terminal posts
- (12) connection points, #8-32 stainless steel screws
- Stainless steel hex nuts and washers
- Base material: 16% glass-filled nylon (red & black)
- Overall length: 5.23" (132.9mm) Mounting center: 4.66" (118.4mm)
- Kit: 71225 includes 12 Point Busbar, Cover and 218N2 Insulator

TTB730N02



TTB720 - 20 Point Busbar
TTB710 - 10 Point Busbar

Tab-Type Terminal Busbar

- Highly cost effective solution for fast busbar connections
- Average of **255%** faster than installing spade type terminals
- Average of **340%** faster than installing ring type terminals
- Available with 10, 20 or 30 connection points
- Optional cover kit available, to help comply with industry standards
- Maximum voltage: 48vdc
- Maximum amperage: 120 amp @ 12 vdc
Individual amperage: 20 amp @ 12 vdc
- Busbar can be mounted in any orientation
- Connection plate: Nickel-Plated Brass
- Post hardware: Stainless Steel
- Optional cover Kit: 7102030N1 - Yellow
7102030N2 - Red
7102030N3 - Black




7102030N2
Kit includes cover and
(2) 216 Series Insulators

See pages 4 & 5 for
216 Series Insulator sizes


Electrical Terminal Busbars

VTE's Terminal Busbars are used to distribute power to several locations. Each busbar has several connection points of different size, and can be used in a variety of applications.

3 Point High Amperage Terminal Busbar



- Fasten large high current cables to a high amperage source
- Well suited for distributing power to marine bow thrusters
- Maximum Voltage: 48 VDC
- Maximum Amperage: 700 amps total @ 12 vdc
- (1) 3/8" stainless steel center post
- (2) 5/16" stainless steel connection posts
- Stainless steel hex nuts and washers
- Base material: 16% glass-filled nylon (red & black)
- Connection Plate: Nickel-Plated Brass
- Optional 375T Terminal Insulator snaps onto cables to help comply with industry standards



Large Base 4 Point Terminal Busbar



- Multiple connection points, to accommodate various connections
- Secure way to consolidate ground systems
- Maximum Voltage: 48 VDC
- Maximum Amp: 350 & 250 Amps @ 12 vdc
- Positive: 3/8" posts (red) Negative: 5/16" posts (black)
- Also available in Metric: 10mm and 8mm
- Nickel-plated brass plate, for increased current transfer
- Stainless steel connection posts, hex nuts and washers
- Base material: 16% glass-filled nylon (red & black)
- Overall length: 6.47" (164.36mm) Mounting center: 5.71" (145.06mm)



Optional cover kit includes insulating cover and 2 acorn fastening nuts

Part Number	Post	Amps	Color	Cover	Part Number	Post	Amps	Color	Cover
74312N0N02	5/16"	250	Red	723N1	74008N0N02	8mm	250	Red	723N3
74312N0N14	5/16"	250	Black	723N5	74008N0N14	8mm	250	Black	723N7
74375N0N02	3/8"	350	Red	723N2	74010N0N02	10mm	350	Red	723N4
74375N0N14	3/8"	350	Black	723N6	74010N0N14	10mm	350	Black	723N8

Dual 4 Point Terminal Busbar



- Multiple connection points, to accommodate various connections
- Secure way to consolidate positive and negative systems
- Maximum Amperage: 350 (3/8") & 250 (5/16") Amps total @ 12 vdc
- Positive busbar: 3/8" posts / Negative busbar: 5/16"
- Overall length: 5.72" (145.3mm) Mounting center: 4.9" (124.5mm)
- (3) additional 20 amp connection screws per side
- Base material: 16% glass-filled nylon (red & black)
- Stainless steel nuts and washers
- Maximum Voltage: 48 VDC
- Optional cover: 738N3P05

Part Number	Side 1	Side 2	Color
738831N0N14	5/16"	5/16"	Black
738834N0N14	5/16"	3/8"	Black
738837N0N02	3/8"	3/8"	Red

8 Point Power Post & Insulation Kits

VTE's 8 Point Power Distribution Posts connect several wires / cables to a central location. These devices can be used to deliver power to a control panel, feed multiple low-current devices, or when grounding wires / cables.

Eight Point Power Distribution Post



77837N02



77831N14


- Create reliable, trouble-free circuit paths to control systems
- (8) #8-32 connection points carry up to 20 amps each @ 12 vdc
- Maximum voltage: 48 vdc
- Available post sizes: 1/4", 5/16", 3/8"
- Base Material: Glass-Filled Nylon
- Connection Post: Stainless Steel
- Conductive Disk: Nickel-Plated Copper Alloy
- Conductive Nuts: Tin-Plated Copper Alloy
- Mechanical Fastener Nuts: Stainless Steel
- Mounting Center: 2.5" / 63.5mm
- Kit packaging available with 1, 2, or multiple cable entry
- Terminal Insulation Kits help comply with ABYC, USCG and ISO safety standards

Blue-Dot
Technology



Part #	Post Size	Total Amperage	Color
77825N02	1/4" (.25") / 6.4mm	160 amp	Red
77825N14	1/4" (.25") / 6.4mm	160 amp	Black
77831N02	5/16" (.31") / 7.9mm	160 amp	Red
77831N14	5/16" (.31") / 7.9mm	160 amp	Black
77837N02	3/8" (.37") / 9.5mm	160 amp	Red
77837N14	3/8" (.37") / 9.5mm	160 amp	Black

total amperage @ 12 vdc



For 8-Point insulation kits,

please visit

www.vteworld.com

Single Point Power Distribution Post

Power Distribution Posts are designed to securely fasten multiple cables to a single point. They can be used for positive or negative wires / cables, and come in 7 post sizes to fit your needs and budget. The mounting bases are available in three sizes.

- Maximum Voltage 48vdc
- All hardware: stainless steel
- Available in Red & Black
- Base Material: Glass-Filled Nylon

77037N02
3/8" Post77137N02
3/8" Post77512N0N02
1/2" Post

w/ 795V02

Small
Base

Part #	Post Size	Amperage
77010N	#10	30 amp*
77025N	1/4"	150 amp*
77031N	5/16"	190 amp*
77037N	3/8"	240 amp*

Large
Base

77125N	1/4"	150 amp*
77131N	5/16"	190 amp*
77137N	3/8"	240 amp*

Heavy
Duty

77510M0N	10mm	240 amp*
77512M0N	12mm	300 amp*
77512N0N	1/2"	300 amp*

Color Modifier:
Red: 02
Black: 14

Example:
77010N02 (red)
77010N14 (black)

* Amperage ratings are for reference only. Current capacity is determined by the cables used, not the junction post. Current ratings are related to expected cable capacities. Maximum amperage @ 12 vdc

Power Bushings

VTE has developed several connection devices, to pass current through barriers, or connect multiple cables to a single point.

New Red Bushing



CCB376N0NR02
(Red)



CCB376N0N14
(Black)

Copper Core Power Bushing

Our Copper Core Power Bushing has been developed to be a simple and low cost way to pass current through a barrier. The copper 'core' passes current through the core, instead of through the steel post. The steel post is used to fasten the assembly, providing high torque capabilities.

- Low cost, fast install power bushing
- Capacity: Duty Cycle: 80%
Nom: 5.2kw (440amp @ 12vdc)
Peak: 6.6kw (550amp @ 12vdc)
- Can be fitted to panels up to 3/8" (9.5mm)
- Bushing Material: Glass-Filled Nylon
- Post Material: Ni Plated Steel
- Bushing can be fitted with 258 Series terminal insulator
- When used with terminal insulators, complies with industry standards
- Maximum Voltage: 48 vdc



Original Red on Black
still available as
CCB376N0N02
and
CCB376M0N02

PART NUMBER	POST	AMPERAGE		COLOR
		NOM	PEAK	
CCB376N0NR02	3/8"	440	550	Red
CCB376N0N14	3/8"	440	550	Black
CCB376M0NR02	M10	360	450	Red
CCB376M0N14	M10	360	450	Black

Add 'W' to model number to indicate weatherproof model. Weatherproof model includes 358 Series sealing ring and 258 Series Terminal Insulator.

Also available in weatherproof model



Weather-Proof Model

7B5050N02W



7B3730N14

Power Bushings

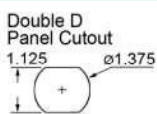
- Available in 500 amp (1/2") or 300 amp (3/8")
- Panel thickness up to 3/8" (9.5mm)
- Custom panel thickness available
- Less than 10 degree rotation
- High anti-rotation torque
- Maximum Voltage : 48 vdc
- Amperage Maximums are @ 12 vdc
- Base Material: Glass-Filled Nylon (red & black)
- Post Material: Brass
- Weatherproof models include 232 Series terminal insulator
- Weatherproof models meet various industry standards

Blue-Dot

Technology



* Not recommended for transportation or automotive use



Copper Core and Power Bushings are compatible with common "Double D" punches to increase anti-rotation characteristics.

1/2" Post				3/8" Post			
Part Number	Panel	Amps	Color	Part Number	Panel	Amps	Color
7B5050N02	0 - 1/8"	500	Red	7B3730N02	0 - 1/8"	300	Red
7B5050N14	0 - 1/8"	500	Black	7B3730N14	0 - 1/8"	300	Black
7B5051N02	1/8 - 1/4"	500	Red	7B3731N02	1/8 - 1/4"	300	Red
7B5051N14	1/8 - 1/4"	500	Black	7B3731N14	1/8 - 1/4"	300	Black
7B5052N02	1/4 - 3/8"	500	Red	7B3732N02	1/4 - 3/8"	300	Red
7B5052N14	1/4 - 3/8"	500	Black	7B3732N14	1/4 - 3/8"	300	Black

Add 'W' to model number to indicate weatherproof model
Weatherproof model includes grooved bushing and 232 Series Terminal Insulator

Power Bushings, cont.

VTE has developed several connection devices, to pass current through barriers, or connect multiple cables to a single point.



CCJB376N0NR02 (Red)
CCJB376N0N14 (Black)



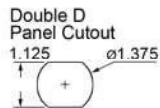
Copper Core Jumper Bushing

New Red Bushing

- Pass electrical current through a panel or barrier
- Can accommodate barrier thickness from 1/16" up to 3/8" (1.5mm - 9.5mm)
- Nickel plated steel connection post, with copper conductivity core
- High strength glass-filled nylon bushing, high anti-rotation
- Nickel plated steel connection post
- Available as single, pairs, and with mounting panel
- Maximum Voltage: 48 vdc
- Maximum Amperage: 350 amp @ 12 vdc
- Included post insulator protects connection point from accidental shorts, helping comply with safety standards



Original Red on Black
still available as
CCJB376N0N02
and
CCJB376M0N02



All Jumper Bushings are compatible with common "Double D" punches to increase anti-rotation characteristics.

Part Number	Post	Color	Part Number	Post	Color
CCJB376N0NR02	3/8"	Red	CCJB376M0NR02	M10	Red
CCJB376N0N14	3/8"	Black	CCJB376M0N14	M10	Black

Our flush mount kit is used when installing a pair of bushings to sheet metal. The included adhesive decal serves as a drilling template.



- 1 Red Copper Core Jumper Bushing
- 1 Black Copper Core Jumper Bushing
- 1 Adhesive decal for drilling guide
- 1 Plastic divider

Part Number: CCJB376FMK
Metric: CCJB376FMKM



Our bracket mount kit includes an adapter bracket for fastening a pair of bushings. The laser cut bracket utilizes "Double D" slots for high anti-rotation.

- 1 Red Copper Core Bushing
- 1 Black Copper Core Bushing
- 1 Plastic divider
- 1 Mounting bracket, powder coated & pre-drilled

Part Number: CCJB376BMK Metric: CCJB376BMKM



Auxiliary Power Connector



7A373014
(black)

7A373002
(red)

- Low cost solution to attaching charger cable clamps
- For panel thickness up to 3/8" (9.5mm)
- Maximum Amperage: 50 Amps @ 12 vdc
- Maximum Voltage: 48VDC
- Provides connection at accessible side of installation, when battery is not readily accessible, or dangerous to reach
- Each connector has a terminal insulator, to protect against accidental shorts
- Use optional terminal insulator (224 Series) to protect internal connections
- Connection post size: 3/8" (~10mm)
- Base Material: Glass-Filled Nylon



Power Bushings, cont.

VTE has developed several connection devices, to pass current through barriers, or connect multiple cables to a single point.

Pass Thru Power Post



77237N02

Blue-Dot
Technology



77237N02 with
226 Series Insulator

Pass Thru Power Posts were developed as a low cost alternative to our power bushings, where the higher amperage rating of our power bushings is not needed. Tin plating and stainless steel resists salt water corrosion.

- Allows for multiple connections on either side of barrier
- Corrosion resistant hardware
- Lower cost than power bushing
- Can be installed with regular drill bits
- Maximum voltage: 48 vdc
- Maximum amperage: 250 amps @ 12 vdc
- Base material: glass-filled nylon
- Available in Red & Black
- Can be covered with terminal insulators, complying with ABYC, USCG and ISO standards

Part Number	Post	Amps	Color
77231N02	5/16"	250	Red
77231N14	5/16"	250	Black
77237N02	3/8"	250	Red
77237N14	3/8"	250	Black

Post:	Ni-Plated Brass
Inner Nuts: (conductive)	Tin-Plated Brass
Outer Nuts: (fastening)	Stainless Steel
Spring Washers:	Stainless Steel
Flat Washer:	Stainless Steel

Battery Terminals

Commonly used battery terminals for marine and commercial use.



3516
Positive

3517
Negative

3516, 3517 Adapter Battery Terminals

- Commonly used in marine industry, to easily remove cables
- Converts "tapered" SAE post to wing-nut and stud terminal
- Accepts 8 ga thru 4/0 ga (~6mm thru ~120mm)
- Positive Post: 3/8" (~M10)
- Negative Post: 5/16" (~M8)
- Polarity Specific
- Post Height: .63" / 16mm



456 Series



457 Series



3534
Positive

3535 Negative

3534, 3535 Heavy Duty Battery Terminals

- Low profile design measures only 3/4" high
- Long bolt permits additional power connections
- Zinc-plated steel hardware included
- Lead construction
- Polarity Specific

Part Number	Polarity	Terminal Post	Tighten Post
3534	Pos (+)	3/8"	5/16"
3535	Neg (-)	3/8"	5/16"



466 Series



468 Series

Fuses & Fuse Holders


Various solutions for over-current protection

VTE is pushing forward once again. When developing our electro-mechanical and connection device line, we recognized a weakness in our market: safe & effective over-current protection, at a cost-effective pricepoint. Utilizing our accomplished design team, VTE set out to develop a fuse holder line that would better protect your investment, and also be attractive to manufacturing budgets.



This work and development paid off. We first developed a MEGA brand fuse holder. This fuse holder works with the MEGA brand of fuses up to 250 amp. To protect your terminals, we also include a pair of our 405 Series terminal insulators, to help your devices comply with industry standards.

Next, we turned our sights to the ANL fuse line. We developed ways to secure and protect your critical components, but still introduce a significant cost savings. Our design team brought out a low-cost medium duty ANL Fuse Holder. We followed up by developing a high-current version, capable of securing up to 750 amp fuses. We offer both medium duty and heavy duty ANL Fuse Holders with terminal insulation, to comply with industry safety standards.



Recently, we've developed a T-Class fuse holder to protect critical electrical components. Our T-Class Fuse Holder was developed with heat dissipation properties incorporated into its design. This ensures safe operation even in high current environments. Our T-Class Fuse Holder kit comes with a protective cover, to ensure compliance with safety regulations.

To augment our higher current protection, VTE also offers a line of smaller fuses and fuse holders, and a line of resettable circuit breakers. These lines offer current protection from 2 up to 100 amps, depending on the series. Our smaller fuse holders offer protective caps, and generous leads for connecting to your systems.



Plug-In Fuses & Holders, Circuit Breakers

VTE offers plug-in fuses of varying sizes and ratings. We also offer fuse holders, and resettable circuit breakers. These fuse products are available through the USA VTE Warehouse, and our worldwide distributors.



Mini Fuses & Holder

- Highly cost effective solution for mini fuse applications
- Fuse Amperage: 2, 3, 4, 5, 7.5, 10, 15, 20, 25, 30, 35
- Fuse holder includes weatherproof protective cover
- Fuse holder available with 16, 14 or 12 ga cables
- Fuse holder overall length: 12" (304.8mm)
- Maximum Voltage: 32 vdc



Auto (ATO) Fuses & Holder

- Highly cost effective solution for Auto fuse applications
- Fuse Amperage: 2, 3, 4, 5, 7.5, 10, 15, 20, 25, 30, 35
- Fuse holder includes weatherproof protective cover
- Fuse holder available with 14 or 12 ga cables
- Fuse holder overall length: 12" (304.8mm)
- Maximum Voltage: 32 vdc



Maxi Fuses & Holder

- Highly cost effective solution for Maxi fuse applications
- Fuse Amperage: 20, 30, 35, 40, 50, 60, 70, 80, 100
- Fuse holder includes weatherproof protective cover
- Fuse holder overall length: 17.25" (438.2mm)
- Fuse holder available with 10 or 8 ga cables
- Maximum Voltage: 32 vdc



Resettable Circuit Breakers

- Highly cost effective solution for reset fuse applications
- Can be used with 464 Series terminal insulator to meet USCG, ABYC and ISO safety standards
- Amperage Available: 20, 30, 40, 50
- Mounting Center: 1.54" (39.1mm)
- Maximum Voltage: 32 vdc



Medium and High Amperage Fuses & Holders

VTE has developed our own line of Fuse Holders. These allow you to protect medium and high amperage devices, such as winches, pumps, motors, and other heavy draw devices.

ANL Fuse & Holder



ANB740N9N02



ANF340200



ANFC340300

- Fuse Amperage Available: 50, 80, 100, 150, 200, 250, 300
- Ceramic Fuse Amperage: 300, 350, 400, 500
- ANL Fuse Holder Kit includes (2) 487 Series terminal insulators, fastener hardware, and protective cover
- 5/16" (~8mm) stud, up to 2/0 ga terminal
- Maximum Voltage: 48 VDC
- Base Material: Glass-Filled Nylon
- Post Material: Stainless Steel
- Lock Washer: Stainless Steel
- Flat Washer: Brass
- Available in Red & Black



Kit includes fuse cover and (2) 487 Series insulators

Part Number	Color	Cable Diam.
ANB740N7N02	Red	.5"/12.7mm
ANB740N7N14	Black	.5"/12.7mm
ANB740N8N02	Red	.6"/15.2mm
ANB740N8N14	Black	.6"/15.2mm
ANB740N9N02	Red	.65"/16.5mm
ANB740N9N14	Black	.65"/16.5mm
ANB740N0N02	Red	.75"/19.1mm
ANB740N0N14	Black	.75"/19.1mm

ANL Hi-Amp Fuse Holder



ANB753N7N02

- Accepts up to 750 Amp fuse
- Maximum Voltage: 32 VDC
- Post Size Available: 5/16", 3/8"
- Post Material: Stainless Steel
- Flat Washer: Stainless Steel
- Base Material: Glass-Filled Nylon
- Available in Red & Black
- High amperage fuses sold separately
- Included cover helps comply with safety regulations

Part Number	Post	Color
ANB753N7N02	5/16"	Red
ANB753N7N14	5/16"	Black
ANB753N8N02	3/8"	Red
ANB753N8N14	3/8"	Black



Shown with included cover 351N8V00

Mega Fuses & Holder



MFB736N9N02



MFC336080

- Cost effective solution to Mega Fuse protection
- Fuse Amperage Available: 60, 80, 100, 125, 150, 175, 200, 225, 250
- Maximum Voltage: 32 VDC
- Holder Post: 5/16" Stainless Steel
- Flat Washers: Brass
- Connection Fastener Nut: Stainless Steel
- When used with included 405 Series terminal insulators, meets safety regulations
- Base Material: Glass-Filled Nylon



Kit includes (2) 405 Series insulators

Part Number	Post	Color
MFB736N9N02	5/16"	Red
MFB736N9N14	5/16"	Black

T-Class Fuses & Holder



TFB735N0N02

- Commonly used for equipment protection
- Maximum Voltage: 48 VDC
- 3/8" Stud accepts up to 4/0 ga cable
- Connection Stud: Stainless Steel
- Connection Fastener Nut: Stainless Steel
- Washers: Stainless Steel
- Base Material: Glass-Filled Nylon
- Optional Cover: 351N8V00
- Fuses sold separately



351N8V00



Part Number	Post	Color
TFB735N0N02	Red	No
TFB735N0N14	Black	No
TFB735N8N02	Red	Yes
TFB735N8N14	Black	Yes

Our Commitment To You

VTE is committed to our customers. We strive to make every purchasing experience a positive one. Here are a few items that help explain our commitment to you.

- We offer commercial quantity sales, at bulk prices - 1000+ on terminal insulators
- For low-volume sales, VTE Warehouse stocks VTE manufactured product
- We offer access to engineering and design support
- We gladly accept VISA, MasterCard and Discover
- We offer generous credit terms
- We offer free samples
- Factory-direct Low Prices
- On Time Shipments
- Reasonable Lead Times
- Excellent Quality

Standards We Meet

When protecting your device with VTE terminal insulators, your product can meet some of these industry standards. Our product material meets various UL standards.

- USCG 33 CFR Subpart I - Electrical Systems (1991 Edition) 182.420, 183.430, 183.445
- ABYC E-9.4 (1990 Edition)
- SAE J2120 8.5 (1997 Edition)
- ISO 10133 (1994 Edition) and 8846 (1990 Edition)
- UL94-V2 - Self Extinguishing (our 'V' material)
- UL94-V0 - Fire Retardant (our 'F' material)
- Our PVCs are RoHS2 and REACH compliant
- Our TPR material is RoHS compliant & UL94-HB
- VTE meets CMRT compliance
- Please check website for current compliance

Ordering Information

VTE Inc. Terms and conditions

Minimum Order Quantity: **Terminal Insulators; 1000 pieces**
Electro-Mechanical: 50 pieces

Delivery: **4 to 6 weeks after order confirmation**

Delivery with setup charges: **Expedited Shipments:**
Electro-Mechanical: \$150 US + expedited freight - 2 week ship date
Insulators: \$250 US + expedited freight - 2 week ship date

F.O.B **Pellston, Michigan 49769 USA**

Shipping: **UPS, Federal Express, Truck**

Terms: **Net 30, VISA, Mastercard, Discover**

VTE Warehouse Terms and conditions

Minimum Order: **\$25.00**

Delivery: **Orders placed by 10:00 EST will be shipped by 5:00pm (in stock items only)**
Non-stocked items: Ship within 10 days after order confirmation

F.O.B: **Pellston, Michigan 49769 USA**

Shipping: **UPS, Federal Express, USPS**

Terms: **Net 30**
VISA, Mastercard, Discover

Contact Us



Manufacturer
Factory Direct - Large Volume Sales

VTE Inc. Phone: +1.231.539.8000
 5437 Robinson Rd. Toll Free: 1.800.527.9256 (US & Canada)
 P.O. Box 790 Fax: +1.231.344.5914
 Pellston, Mich 49769 Email: info@vteworld.com
 USA Website: www.vteworld.com



European Distributor - All Products All Quantities

VTE Europe Phone: +31 35 656 5560
 C. Tromplaan 3 Cell Phone: +31 65 391 8120
 's-Graveland 1243 LA Fax: +31 35 656 1178
 The Netherlands Email: info@vte.nl
 Website: www.vte.nl



North American Distributor
Warehouse - Low Volume Sales

VTE Warehouse Phone: +1.231.539.0988
 P.O. Box 790 Toll Free: 1.800.227.0889 (US & Canada)
 Pellston, Mich 49769 Fax: +1.231.344.5914
 USA Email: info@vtewarehouse.com
 Website: www.vtewarehouse.com



Australian Distributor - All Products All Quantities

Bellanco Pty. Ltd. Phone: +61 7 5546 4366
 P.O. Box 413 Fax: +61 7 5546 4483
 Beenleigh, QLD 4207 Email: sales@bellanco.com.au
 Australia Website: www.bellanco.com.au



Australian Distributor - All Products All Quantities

Paulger Control Systems Phone: (07) 3290 3116
 Unit 2, 6 Booran Drive Fax: (07) 3290 1196
 Woodridge, QLD 4114 Email: sales@paulger.com
 Australia Website: www.paulger.com



Asian Distributor - All Products All Quantities

Yu Tai Electronic Co. Phone: +886-7-226-9311 /
 No. 37, Jinmen St., Lingya Chiu +886-7-227-0227
 Kaohsiung, Taiwan 802 Fax: +886-7-227-2396
 TAIWAN R.O.C. Email: service@cableytutai.com.tw
 Website: www.cableytutai.com.tw

Free Sample Kit

Contact us today to request a sample kit of our most popular terminal insulators.

Each sample kit includes 6 - 10 of our most popular insulators for each specific industry.

Sample kits can be requested by visiting our website @ www.vteworld.com.

● Marine

200 Series	456 Series	490 Series	801 Series
415 Series	458 Series	740 Series	

● Auto & Heavy Equipment

200 Series	470 Series	553 Series	900 Series
400 Series	458 Series	801 Series	
430 Series	487 Series	830 Series	

● Battery

200 Series	415 Series	444 Series
405 Series	430 Series	458 Series

● Lawn & Garden

200 Series	444 Series	464 Series
405 Series	458 Series	801 Series

● Forklift

405 Series	470 Series	500 Series
433 Series	485 Series	830 Series

Please check our website for:

- * Complete product listings
- * Complete product specifications
- * Newly developed products
- * Worldwide dealers & distributors
- * Check it out at: www.vteworld.com

