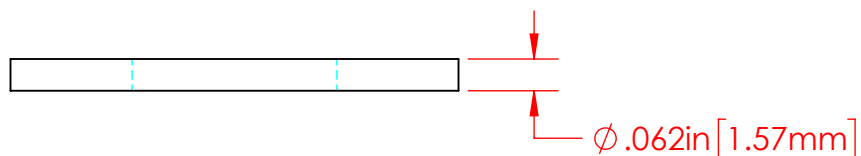

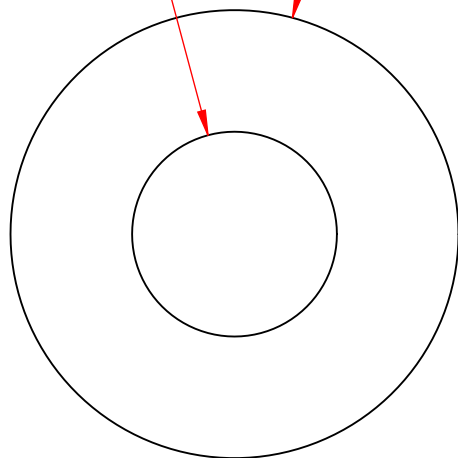


REVISIONS			
REV.	DESCRIPTION	DATE	APPROVED
C	Redrawn in Solidworks	12-23-2022	RAS

$\phi .400\text{in} [10.16\text{mm}]$ $\phi .875\text{in} [22.23\text{mm}]$



P/N 3646-001
360 Brass Alloy
Flat Washer

Part Material :
360 Brass Alloy

ALL DIMENSIONS GIVEN AS : INCH [METRIC]
TOLERANCES UNLESS OTHERWISE SPECIFIED :
HARDWARE PRODUCTS : $\pm .010''$ / $\pm 0.25\text{mm}$

PRINTED COPIES ARE NOT CONTROLLED

PROPRIETARY AND CONFIDENTIAL

THE INFORMATION CONTAINED IN THIS
DRAWING IS THE SOLE PROPERTY OF
VTE INCORPORATED. ANY REPRODUCTION
IN PART OR AS A WHOLE WITHOUT THE WRITTEN
PERMISSION OF VTE INCORPORATED PROHIBITED.



VTE INCORPORATED

5437 Robinson Road, P.O. Box 790
Pellston, Michigan 49769 USA
Telephone : 1-800-527-9256, 231-539-8000
Fax : 231-539-0914, Efax : 231-344-5914

REV **C**
SIZE **A**

NAME	DATE
DRAWN BY: RAS	12-23-22
CHECKED BY:	
DO NOT SCALE DRAWING	

TITLE: 3/8" Brass Flat Washer

DWG. NO. **3646-001**