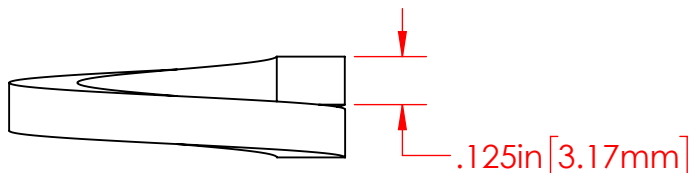
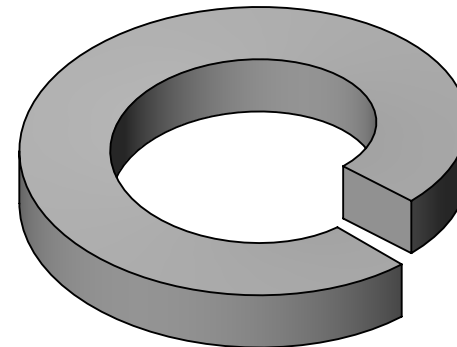
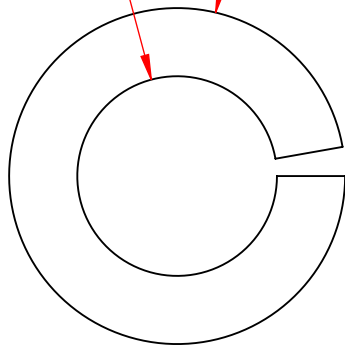


$\phi .520\text{in} [13.21\text{mm}]$
 $\phi .875\text{in} [22.23\text{mm}]$



P/N 3650-000
 18-8 Stainless Steel
 1/2" Lock Washer

Part Material :
 18-8 Stainless Steel

ALL DIMENSIONS GIVEN AS : INCH [METRIC]
 TOLERANCES UNLESS OTHERWISE SPECIFIED :
 HARDWARE PRODUCTS : $\pm .010"$ / $\pm 0.25\text{mm}$

PRINTED COPIES ARE NOT CONTROLLED

PROPRIETARY AND CONFIDENTIAL

THE INFORMATION CONTAINED IN THIS
 DRAWING IS THE SOLE PROPERTY OF
 VTE INCORPORATED. ANY REPRODUCTION
 IN PART OR AS A WHOLE WITHOUT THE WRITTEN
 PERMISSION OF VTE INCORPORATED PROHIBITED.



VTE INCORPORATED

5437 Robinson Road, P.O. Box 790
 Pellston, Michigan 49769 USA
 Telephone : 1-800-527-9256, 231-539-8000
 Fax : 231-539-0914, Efax : 231-344-5914

REV **A**

SIZE **A**

NAME
 DRAWN BY: RAS

DATE
 12-23-22

CHECKED BY:
 DO NOT SCALE DRAWING

TITLE:
 1/2" Stainless Steel Flat Washer

DWG. NO.
3650-000

REVISIONS

REV.	DESCRIPTION	DATE	APPROVED
A	Redrawn in Solidworks	12/23/2023	RAS