

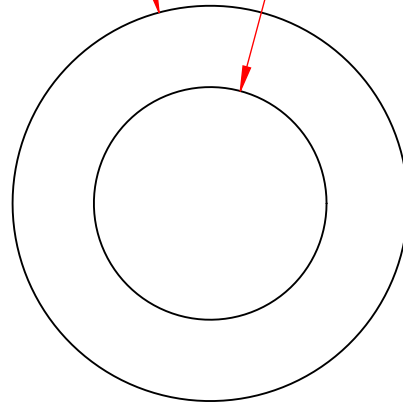



REVISIONS			
REV.	DESCRIPTION	DATE	APPROVED
A	Redrawn in Solidworks	12/23/2022	RAS

$\phi .875\text{in} [22.23\text{mm}]$ $\phi .515\text{in} [13.08\text{mm}]$



$.063\text{in} [1.59\text{mm}]$

P/N 3656-001
18-8 Stainless Steel
1/2" Flat Washer

Part Material : 18-8 Stainless Steel				VTE INCORPORATED 5437 Robinson Road, P.O. Box 790 Pellston, Michigan 49769 USA Telephone : 1-800-527-9256, 231-539-8000 Fax : 231-539-0914, EFax : 231-344-5914		
ALL DIMENSIONS GIVEN AS : INCH [METRIC] TOLERANCES UNLESS OTHERWISE SPECIFIED : HARDWARE PRODUCTS : ±.010" / ±0.25mm						
PRINTED COPIES ARE NOT CONTROLLED PROPRIETARY AND CONFIDENTIAL THE INFORMATION CONTAINED IN THIS DRAWING IS THE SOLE PROPERTY OF VTE INCORPORATED. ANY REPRODUCTION IN PART OR AS A WHOLE WITHOUT THE WRITTEN PERMISSION OF VTE INCORPORATED PROHIBITED.		REV A		NAME	DATE	TITLE: 1/2" Stainless Steel Flat Washer
			DRAWN BY:	RAS	12-23-22	DWG. NO. 3656-001
		SIZE A	CHECKED BY:			
		DO NOT SCALE DRAWING				